

INFO SHEET

Heavy-Duty Hybrid Wire Shelving for 4-Post

Open wire construction minimizes dust accumulation and allows free circulation of air, greater visibility of stored items, maximum light penetration, and increased efficiency of fire suppression systems versus that of solid shelf construction.

CONSTRUCTION:

Recognized for high quality, strength and ease of installation. Welded construction and truss configurations add significant strength to each shelf size.

FINISHES:

Shelves: Wanzl Zinc - NSF approved and recommended for dry storage and heated applications. Heavy zinc plating is chemically bonded to the carbon steel, followed by a clear lacquer and baked on plastic varnish. Three-year corrosion warranty.


Dividers: Chrome Plus - recommended for high visibility and dry storage areas. Heavy nickel plate process features a hard chromium finish with special brighteners, enhancing and increasing the life of the accessories.

ASSEMBLY:

Shelves install easily, without any tools or fasteners, over two shelf supports in a 4-post shelving system. Hybrid wire shelves can be used in new systems or retrofitted to existing systems, and mixed with solid shelves as desired.

WEIGHT CAPACITY:

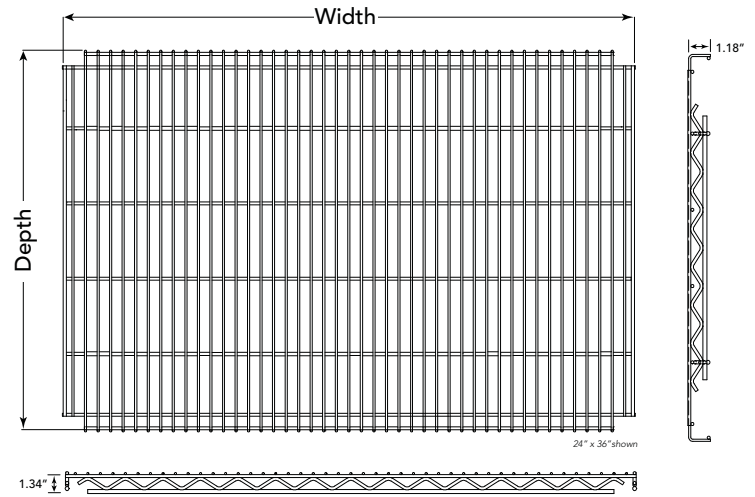
Individual shelves can handle loads up to 275 lbs. and are dependent on the weight capacity of the 4-post shelf supports. Use the lesser capacity of the two when applying. See the Spacesaver 4-Post Tech Data for more details.



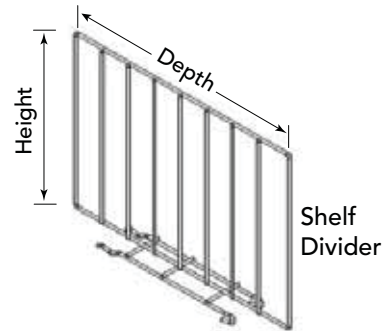
HYBRID SHELVES & ACCESSORY DIVIDER

Hybrid Shelves for 4-Post	Nominal D x W		# Truss Supports	Finish	Weight (lbs.)
	Depth	Width			
WRSPS1236HD	12"	36"	1	Zinc	7.6
WRSPS1242HD	12"	42"	1	Zinc	8.4
WRSPS1248HD	12"	48"	1	Zinc	9.2
WRSPS1530HD	15"	30"	1	Zinc	8
WRSPS1536HD	15"	36"	1	Zinc	9.5
WRSPS1542HD	15"	42"	1	Zinc	10.5
WRSPS1548HD	15"	48"	1	Zinc	11.5
WRSPS1830HD	18"	30"	1	Zinc	8.5
WRSPS1836HD	18"	36"	1	Zinc	10.5
WRSPS1842HD	18"	42"	1	Zinc	11.5
WRSPS1848HD	18"	48"	1	Zinc	13
WRSPS2430HD	24"	30"	2	Zinc	9.5
WRSPS2436HD	24"	36"	2	Zinc	12
WRSPS2442HD	24"	42"	2	Zinc	14
WRSPS2448HD	24"	48"	2	Zinc	16
WRSPS3036HD	30"	36"	2	Zinc	12
WRSPS3048HD	30"	48"	2	Zinc	17

Dividers	Nominal D x H		Accommodates	Finish	Weight (lbs.)
	Depth	Height			
WRSPSDIV18HD	17"	12"	For ≥18" Shelf	Chrome	1
WRSPSDIV24HD	23"	12"	For ≥24" Shelf	Chrome	1.5



Truss Design



Shelf Divider