




PAD LOCKER DIMENSIONS




12 EXTRA-SMALL DOORS




9 DOORS
(6 EXTRA-SMALL, 3 SMALL)



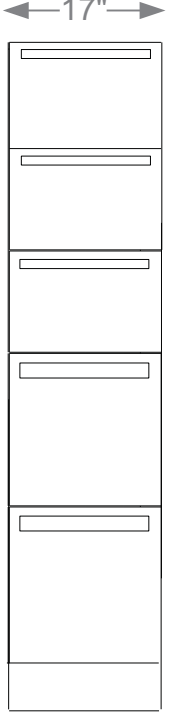
6 SMALL DOORS



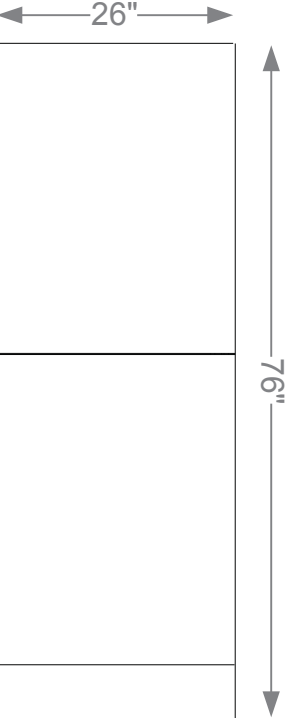
5 DOORS
(3 SMALL, 2 MEDIUM)



4 MEDIUM DOORS



5 DOORS
(3 SMALL, 2 MEDIUM) OUTBOUND



2 LARGE DOORS

LOCKER INTERNAL DIMENSIONS:

- XS: 13.5" X 4.9"
- S: 13.5" X 10.5"
- M: 13.5" X 16.25"
- L: 22.5" X 33.25"

ALL LOCKERS INTERNAL DEPTH 22.5"

COLUMN EXTERNAL DIMENSIONS:

ALL EXCEPT 2-DOOR: 17" WIDE
2-DOOR: 26" WIDE

ALL 76" TALL
ALL 24" DEEP



A LOCKER BANK CONSISTS OF MULTIPLE COLUMNS AND ONE END PANEL. TO CALCULATE BANK WIDTH, INCLUDE ALL COLUMN WIDTHS PLUS 0.75" FOR END PANEL.